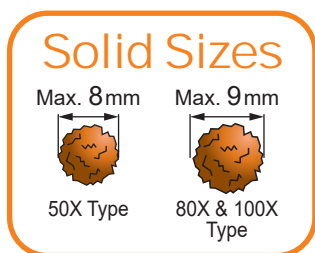



Economical Trash Pumps For Sandy & Muddy Water

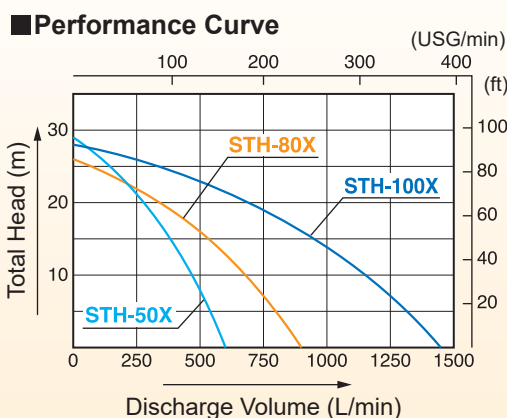
- Silicon Carbide Mechanical Seal (SiC).
4 to 5 times more durable than standard Carbon Ceramic Mechanical Seal.
- Spheroidal graphite iron casting (FCD 450) for Impeller and Casing.
6.5 times more corrosion resistant than standard FC or Cast Iron.
- Impeller can be removed easily without special tool.
- Long bolt assembly for easy maintenance.



STH-50X



STH-80X



■ Specification

	Model	STH-50X	STH-80X	STH-100X
PUMP	Connection Dia	50 mm (2")	80 mm (3")	100 mm (4")
	Connection Thread	Outer Pipe Thread BSP or NPT		
	Total Head	29 m (95 ft)	26 m (85 ft)	28 m (92 ft)
	Discharge Volume	570 L/min (158 USG/min)	900 L/min (238 USG/min)	1450 L/min (383 USG/min)
	Max. Suction Lift	8 m (26 ft)		
ENGINE	Type	Forced Air-cooled 4-stroke Gasoline Engine		
	Model	Honda GX120	Honda GX160	Honda GX240
	Displacement	122 cc	163 cc	270 cc
	Rated Output	2.1 kW (2.9 PS) / 3600 rpm	2.9 kW (3.9 PS) / 3600 rpm	4.6 kW (6.3 PS) / 3600 rpm
	Max. Output	2.4 kW (3.3 PS) / 3600 rpm	3.6 kW (4.9 PS) / 3600 rpm	5.9 kW (8.0 PS) / 3600 rpm
	Fuel	Automotive Unleaded Gasoline		
	Fuel Tank Capacity	2.0 L (0.53 USG)	3.1 L (0.82 USG)	5.3 L (1.40 USG)
	Continuous Operating Time	Approx. 2 hrs		Approx. 2.5 hrs
	Starting Method	Recoil starter		
Standard Accessories	1 Strainer, 2 Hose Couplings, 3 Hose Bands, 1 Engine Tool Set, 1 Spanner			
Net Weight	23 kg (51 lbs)	29 kg (64 lbs)	56 kg (123 lbs)	
Gross Weight	25 kg (55.1 lbs)	35 kg (77.1 lbs)	64 kg (141 lbs)	
Dimensions L×W×H (mm)	500 × 395 × 415	525 × 389 × 473	680 × 490 × 675	
Packing Unit	1			